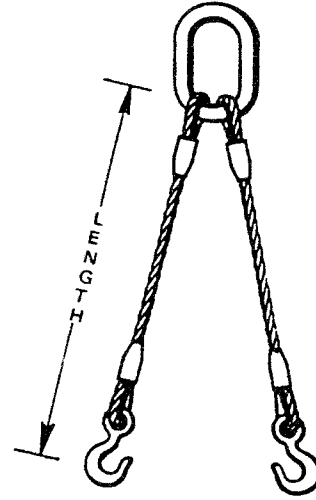
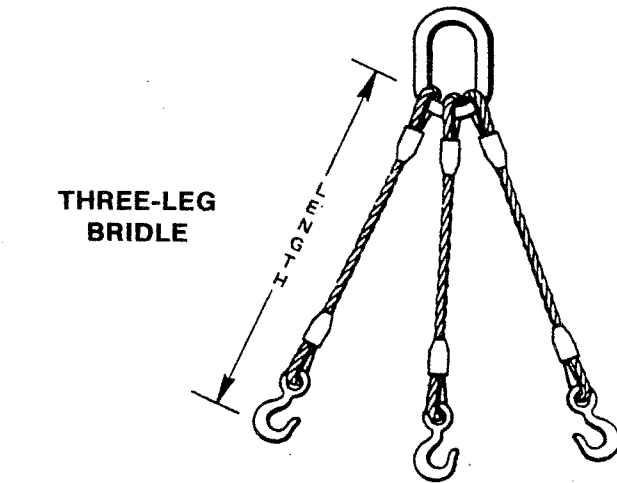


Wire-Rope Bridles - Two-Leg Three-Leg Four-Leg

Rope Size (in.)	Recommended Minimum Length	Rated Capacity in tons (2000 lbs.)			
		Straight Pull	60°	45°	30°
1/4	1'6"	1.1	.97	.79	.56
5/16	1'8"	1.7	1.5	1.2	.87
3/8	1'10"	2.5	2.2	1.8	1.2
7/16	2'4"	3.4	2.9	2.4	1.7
1/2	2'6"	4.4	3.8	3.1	2.2
9/16	2'10"	5.5	4.8	3.9	2.8
5/8	3'4"	6.8	5.9	4.8	3.4
3/4	3'8"	9.7	8.4	6.9	4.9
7/8	4'4"	13.0	11.0	9.3	6.6
1	5'	17.0	15.0	12.0	8.5
1-1/8	5'10"	21.0	18.0	15.0	10.0
1-1/4	6'6"	26.0	22.0	18.0	13.0
1-3/8	7'	31.0	27.0	22.0	15.0
1-1/2	7'6"	37.0	32.0	26.0	18.0
1-3/4	9'2"	49.0	43.0	35.0	25.0



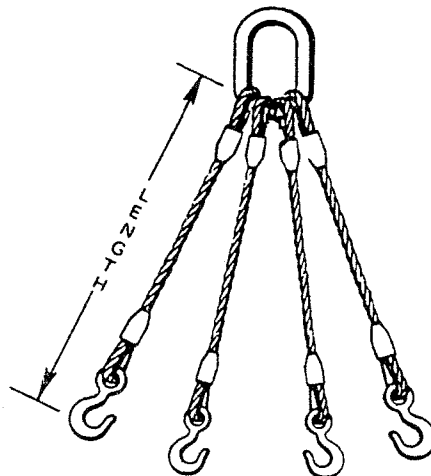
TWO-LEG BRIDLE



THREE-LEG BRIDLE

Component Rope Size (in.)	Recommended Minimum Length	Rated Capacity in tons (2000 lbs.)			
		Straight Pull	60°	45°	30°
1/4	1'6"	1.7	1.5	1.2	.84
5/16	1'8"	2.6	2.3	1.8	1.3
3/8	1'10"	3.7	3.2	2.6	1.9
7/16	2'4"	5.1	4.4	3.6	2.5
1/2	2'6"	6.6	5.7	4.6	3.3
9/16	2'10"	8.3	7.2	5.8	4.1
5/8	3'4"	10.0	8.8	7.2	5.1
3/4	3'8"	15.0	12.0	10.0	7.3
7/8	4'4"	20.0	17.0	14.0	9.9
1	5'	26.0	22.0	18.0	13.0
1-1/8	5'10"	31.0	27.0	22.0	16.0
1-1/4	6'6"	39.0	33.0	27.0	19.0
1-3/8	7'	46.0	40.0	33.0	23.0
1-1/2	7'6"	55.0	48.0	39.0	27.0
1-3/4	9'2"	74.0	64.0	52.0	37.0

Rope Size (in.)	Recommended Minimum Length	Rated Capacity in tons (2000 lbs.)			
		Straight Pull	60°	45°	30°
1/4	1'6"	2.2	1.9	1.6	1.1
5/16	1'8"	3.5	3.0	2.5	1.7
3/8	1'10"	5.0	4.3	3.5	2.5
7/16	2'4"	6.8	5.8	4.8	3.4
1/2	2'6"	8.7	7.6	6.2	4.4
9/16	2'10"	11.0	9.5	7.8	5.5
5/8	3'4"	14.0	12.0	9.6	6.8
3/4	3'8"	19.0	17.0	14.0	9.7
7/8	4'4"	26.0	23.0	19.0	13.0
1	5'	34.0	30.0	24.0	17.0
1-1/8	5'10"	42.0	36.0	30.0	21.0
1-1/4	6'6"	51.0	44.0	36.0	26.0
1-3/8	7'	62.0	54.0	44.0	31.0
1-1/2	7'6"	73.0	63.0	52.0	37.0



FOUR-LEG BRIDLE

WARNING

Inspect before use. Follow OSHA, ANSI B30.9 or Manufacturers Guidelines. Use by untrained persons is hazardous. Improper use will result in serious injury or death. Do not exceed rated capacity. This product will fail if damaged, abused, misused, overused or improperly maintained.